



RI's New Climate Dashboard

Progress Update

June 2024

Background

- The 'Act on Climate' calls for *“an online public dashboard that shall track both emissions reductions and sources of energy consumed by the state” (RIGL 42-6.2-3)*
- RIDEM's CPRG Planning Grant is funding the development of the dashboard; funds became available in August 2023
- RI Longitudinal Data Systems Center (RILDS f.k.a DataSpark) in the RI Office of the Postsecondary Commissioner (RI OPC); Tableau is the platform
- Work began Spring of 2024 and numerous EC4 agencies are assisting with data needs
- EC4 Advisory Board's (Chair, Sheila Dormody) previous work on this issue is directly informing the dashboard's content

Preliminary List of Metrics

- | | |
|---|--|
| <ul style="list-style-type: none">• GHG Annual Emissions• LD/MD/HD EV's (total and % of RI total)• EV Charging equipment (Level 2 & DCFC)• Drive EV (EVs and E-Bikes)• RIPTA - Ridership• RIPTA – EV buses in fleet• EVs in state fleet• EV charging equipment at state facilities• Renewable energy (% of state govt. energy usage)• Clean Heat RI – Heat Pumps | <ul style="list-style-type: none">• Renewable Energy Standard Compliance/ RI Renewable Energy Certificates (RECs)• Clean energy (MWs)• Economic benefit of RI's EE programs (\$\$)• Avoided GHG emissions of EE programs• RI Clean Energy Jobs• Graduates from RI institutions in “green” fields of study (CIP codes) |
|---|--|

Total Registered Electric Vehicles in Rhode Island by Weight Class and Year

Source: Rhode Island Division of Motor Vehicles

RIEC⁴

Light Duty ZEVs in Rhode Island



Medium Duty EVs in Rhode Island



Heavy Duty EVs in Rhode Island



Total Registered Electric Vehicles in Rhode Island: Growth Over Time

Source: Rhode Island Division of Motor Vehicles

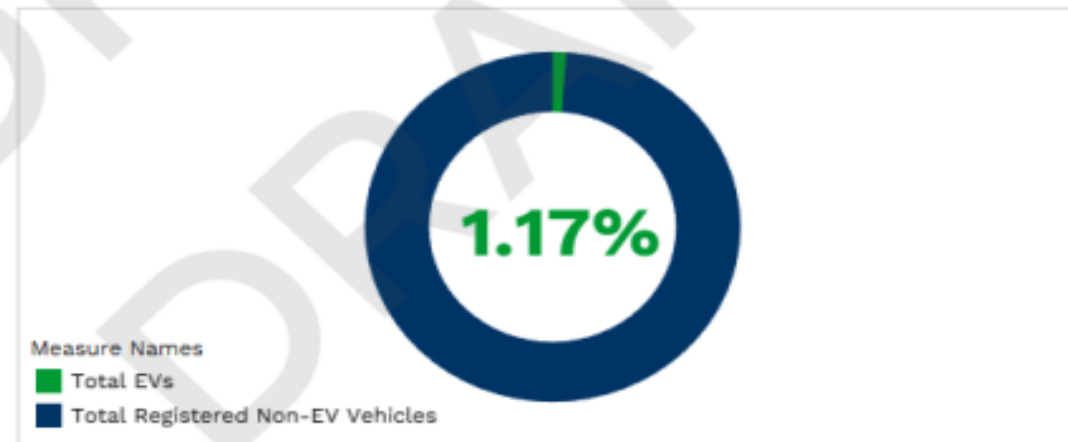
RIEC⁴

Total EVs and Percent Increase over 10-Year Period (2014-2024)



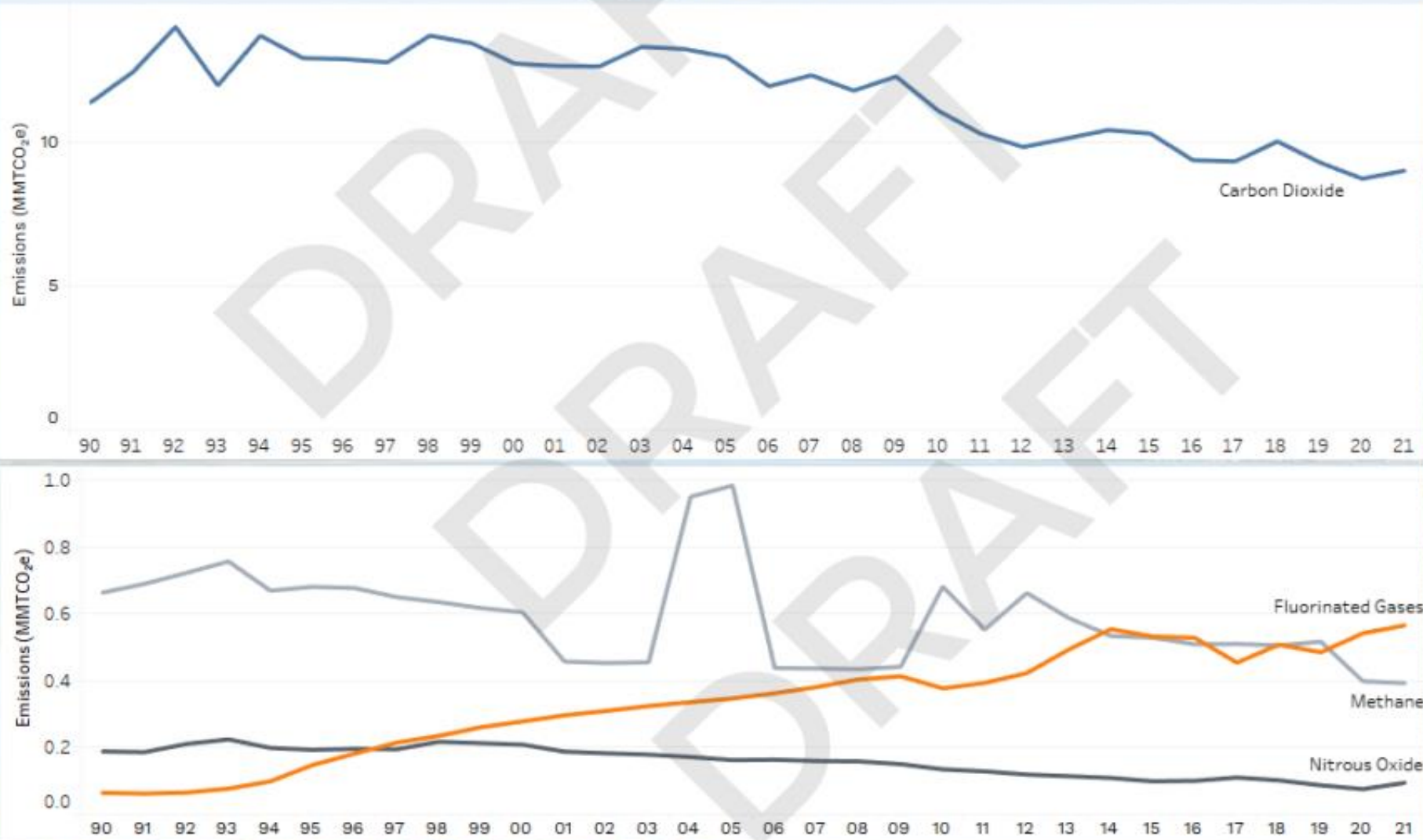
EV % of Total Registered Vehicles (2024)

There are
28x
more EVs in Rhode Island
than there were ten years ago



*Note: Data is current through February 29, 2024

Total Emissions by Gas (1990-2021)
All units in (MMTCO₂e), 100-Year AR5 GWPs



DRIVE EV Project Statistics

www.drive.ri.gov

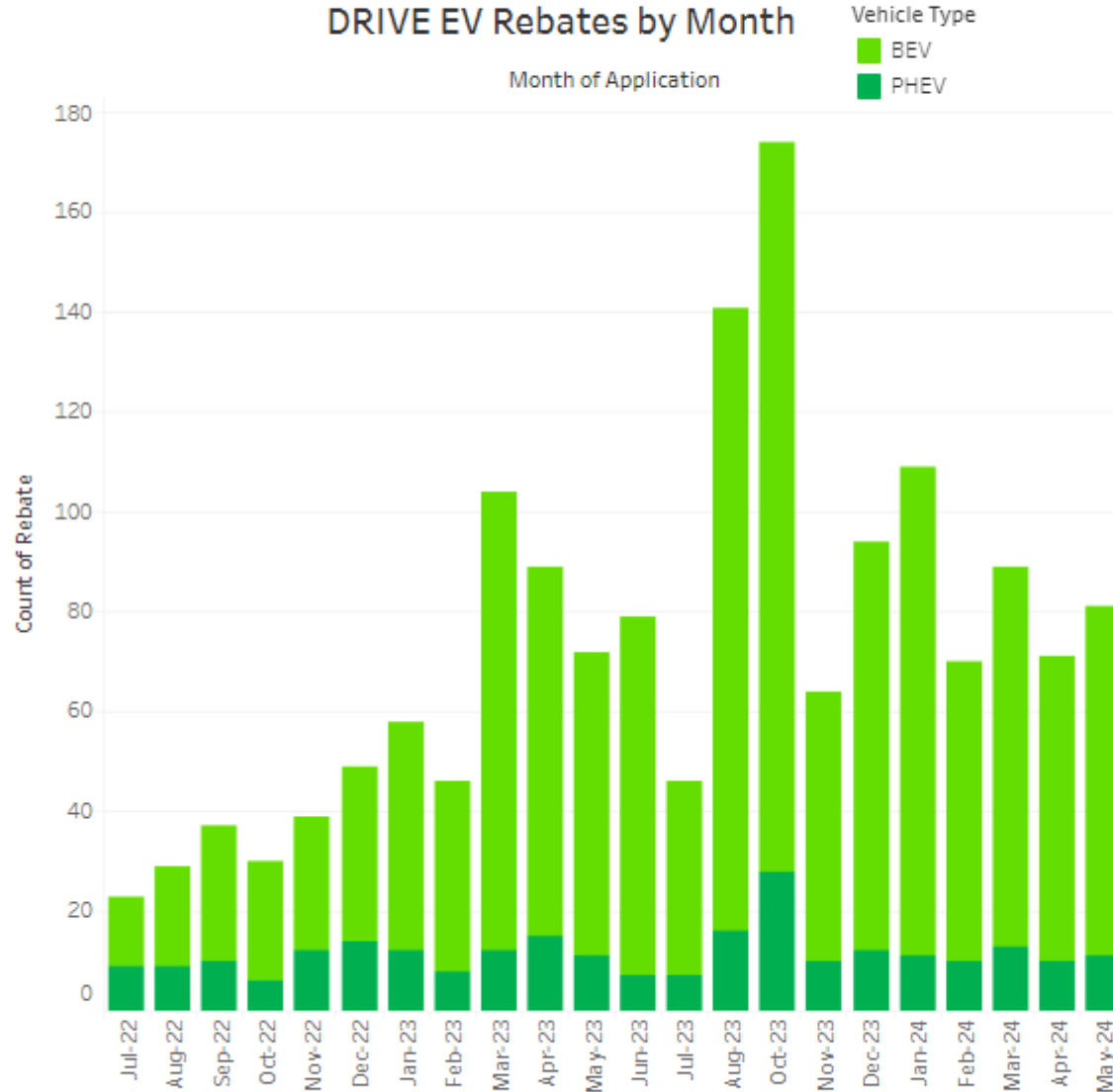
Interactive dashboard that displays the rebate project database of information gathered since the DRIVE EV Project launch date, July 7, 2022.

DRIVE EV Rebate Project

Month of Application

(All)

DRIVE EV Rebates by Month



May 31, 2024

DRIVE EV Total Funding: \$1,250,000.00

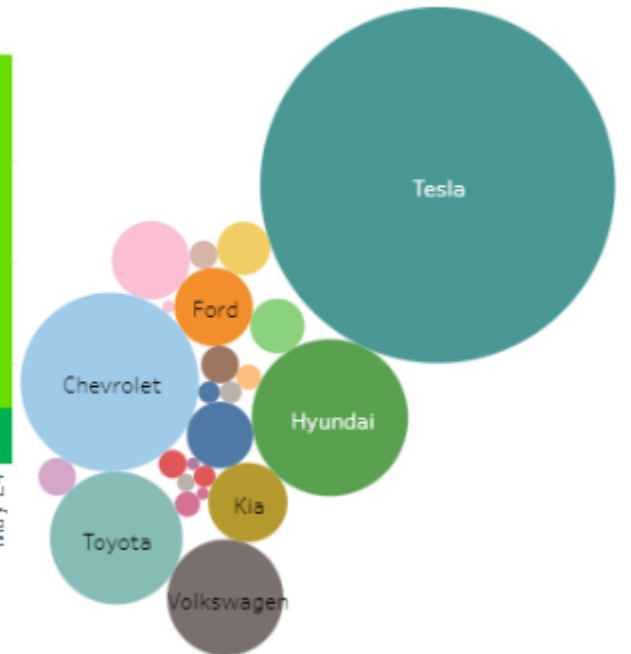
Funding Available: \$1,021,250.00

Vehicle Type	Rebates	New or Used
<input checked="" type="checkbox"/> (All)	<input checked="" type="checkbox"/> (All)	<input checked="" type="checkbox"/> (All)
<input checked="" type="checkbox"/> BEV	<input checked="" type="checkbox"/> DRIVE	<input checked="" type="checkbox"/> New
<input checked="" type="checkbox"/> PHEV	<input checked="" type="checkbox"/> DRIVE +	<input checked="" type="checkbox"/> Used
	<input checked="" type="checkbox"/> Fleet	

DRIVE EV Rebate Breakdown

Rebates		BEV	PHEV
DRIVE	Count of Re..	1,224	228
	Rebate Am..	2,461,250	299,500
DRIVE +	Count of Re..	103	24
	Rebate Am..	367,500	51,000
Fleet	Count of Re..	14	1
	Rebate Am..	35,000	2,500

Rebates by Vehicle Category



Last Updated: May 31st, 2024



STATE OF RHODE ISLAND

Climate Change

Search the site



Climate Science

RI Executive Climate Change Coordinating Council (EC4)



Act on Climate



Resources




Resilient Rhody

RI Snapshot



Climate Resilience Funding

RFP Issued: Applications due July 26

[RI Climate Resilience Fund RFP Issued](#) : RIDEM announces the release of the Climate Resilience Fund RFP to help RI Communities confront the effects of climate change. Applications due July 26.



Quick Links

- [RI Executive Climate Change Coordinating Council \(EC4\)](#)
- [Approved EC4 Spending Plan – FY2024](#)
- [2025 Climate Action Strategy](#)
- [Climate Pollution Reduction Grant](#)
- [Climate Action Timeline](#)
- [Introduction To Climate Change](#)
- [Resources for Cities and Towns, Residents, and](#)